



MOTIF XS6 / XS7 / XS8

MOTIF ES6 / ES7 / ES8

MOTIF-RACK ES

MO6 / MO8

S90 ES

CHILL XPERIENCE

Sounds for Chill Out / Lounge / Ambient / Electronic / Pop

Produced by Peter Krischker and Matthias Sauer, June 2009

featured by Yamaha Music Central Europe GmbH

<http://www.easysounds.de/>

vertrieb@easysounds.de

MOTIF „Chill Xperience“

Dream & Relax with Yamaha Motif

This is the content of „CHILL XPERIENCE“:

- 128 Voices (all versions)
- 24 Performances (only MOTIF XS)
- 6 Demosongs (available formats: MOTIF XS, MOTIF ES, Cubase, Logic)
- 92 Drumloops (158 MB, available formats: MOTIF XS, MOTIF ES, WAV)
- 5 Loopkits + 92 Trigger-Arpeggios for Drumloops (only MOTIF XS / ES)

CHILL XPERIENCE includes sounds for Chill Out, Lounge, Ambient, Electronic and Popmusic. This breathtaking production offers a very high degree of musical inspiration.

Beside soft atmospheres and pads, spacious leadsynths and chilly effects the 128 voices are offering many very interesting remakes of traditional instrument sounds like piano, brass, guitar, harp...

The voices are playable highly dynamic using velocity, modulation wheel, knobs and assignable functions. Even the arpeggio voices are allowing smooth live-playing.

This product is the revival of a well-known programmer-team since SY99 period: Peter Krischker and Matthias Sauer.

As reference for this production the new Chill Out / Lounge online album *The Chillout Cocktail* produced by Matthias Sauer alias *Citrus Jam* was used. Beside other equipment the MOTIF XS was used for this production.

You can check *The Chillout Cocktail* in many music portals, for example at iTunes simply entering the search item *Citrus Jam*.

Loading to MOTIF XS

The file „ChillXperience_XS.X0A“ (Type „all“) includes 24 Performances, 128 new Voices (USER1), 5 Loopkits with Drumloops + User Arpeggios (USER 2), 156 MB Samples (Drumloops) and 6 Demosongs.

For loading this file **installation of optional DIMMs (2 x 128 MB or more)** is needed.

The files „ChillXperience_MR.X0A“ (Type „all“) and „ChillXperience_XS.X0E“ (Type „editor“) are including only the 128 new voices (USER1). USER 2 + 3 are including the Factory Voices.

This files are including no samples. Installation of optional DIMMs is not needed.

If you received the set with download or CD-ROM you have to copy the file to an USB-device before loading to MOTIF XS.

If you have connected a USB CD-ROM drive to MOTIF XS you can load files directly from CD-ROM.

After loading the data with file-type „all“ you will find the new voices in USER 1 (1 – 128) + USER 2 (1 – 5).

USER 1 is including the new voices, programmed based on the preset waveforms.

USER 2 includes 5 Loopkits combining totally 92 Drumloops (156 MB) – sorted by tempogroups – mapped on the keys starting from C1.

The loopkits are using user-arpeggios including only one note for triggering the drumloops. For external control or triggering the drumloops manually you have to switch off the arpeggiator.

With loading an „all“-file all user data of Motif XS will be overwritten (User Voices, Performances, Master, User Arpeggios, Songs, Pattern, Waveforms, Utility-Settings). Please save your data before loading files.

You can recall Factory Voices with Factory Set (UTILITY JOB).

You can load single *voice banks* using **File-Type „Voice“**:

- Select VOICE MODE
- Select FILE MODE - Type Voice
- Dir = mark the file you want to load and open voice list with ENTER (wait some seconds!).
- Select source bank USER 1 or 2.
- Move cursor to "Bank" and select target bank USER 1, 2, or 3.
- Move cursor to "voice" and select voice-number "all"
- Press SF2 LOAD - YES.

You can also load single voices using **File-Type „Voice“**. The procedure is similar like above described. But in this case you have to select first a single voice in the voice list and then select a target bank + voice.

This way you can combine drumvoices of both delivered files.

Loading to Motif ES

The file „Chill_ES“ (Type „All“) includes 128 new Voices (USER1), 5 Loopkits with Drumloops + User Arpeggios (USER 2), 156 MB Samples (Drumloops) and 6 Demosongs.
For loading this file **installation of optional DIMMs (2 x 128 MB or more)** is needed.

The „Chill_MO“ (Type „All“), „Chill_MO“ (Type „AllVoice“) and „Chill_MO“ (Type „Voice Editor“) are including only the 128 new voices (USER1). USER 2 is including the Factory Voices.

This files are including no samples. Installation of optional DIMMs is not needed.

If you received the set with download or CD-ROM you have to copy the file to an USB-device before loading to MOTIF ES.

If you have connected a USB CD-ROM drive to MOTIF ES you can load files directly from CD-ROM.

After loading the data with file-type „All“ you will find the new voices in USER 1 (1 – 128) + USER 2 (1 – 5).

USER 1 is including the new voices, programmed based on the preset waveforms.

USER 2 includes 5 Loopkits combining totally 92 Drumloops (156 MB) – sorted by tempogroups – mapped on the keys starting from C1.

The loopkits are using user-arpeggios including only one note for triggering the drumloops. For external control or triggering the drumloops manually you have to switch off the arpeggiator.

With loading an „All“-file all user data of Motif ES will be overwritten (User Voices, Performances, Master, User Arpeggios, Songs, Pattern, Waveforms, Utility-Settings). Please save your data before loading files.

You can recall Factory Voices with Factory Set (UTILITY JOB).

You can load single voices using **File-Type „Voice“**.

Loading to MO6 / MO8

The folder „MO6_MO8“ includes this files:

CHILL_MO.W7V (AllVoice-File)

CHILL_MO.W8V

CHILL_MO.W7E (Voice-Editor-File)

Please copy above listed files from computer or CD-ROM to an USB-Device.

Then connect USB-Device with MO6 / MO8 and load the AllVoice-type file „CHILL_MO“.

The 128 new voices will be stored to USER 1.

With loading the AllVoice-file all User will be overwritten. Please save your data before loading. You can recall Factory Voices with Factory Set (UTILITY JOB).

You can load single voices using File-Type „Voice“.

Alternately the voices can be transmitted with the MO6 / MO8 Voice Editor.

In this case please use the file file CHILL_MO.W7E.

Loading Voices to S90 ES

The folder „S90ES“ includes this files:

CHILL_90.W7V (AllVoice-File)

CHILL_90.W8V

CHILL_90.S7E (Voice-Editor-File)

Please copy above listed files from computer or CD-ROM to an USB-Device.
Then connect USB-Device with S90 ES and load the AllVoice-type file „CHILL_9 “. The 128 new voices will be stored to USER 1.

With loading the AllVoice-file all User will be overwritten. Please save your data before loading. You can recall Factory Voices with Factory Set (UTILITY JOB).

You can load single voices using File-Type „Voice“.

Alternately the voices can be transmitted with the S90 ES Voice Editor.
In this case please use the file file CHILL_90.S7E.

Transmitting Voices to MOTIF-RACK ES

Transmitting voices will be done using MOTIF-RACK ES Voice Editor.
Voices of USER Voicebank 1 will be overwritten. Please save your own voices before transmitting. Factory Voices can be restored with Factory Set (UTILITY JOB).

Steps for transmitting voices:

- Voice Editor Setup: Select MIDI OUT Port.
- Load Voice Editor File „Chill Xperience.w9e“.
- Select „Setup – Transmit Voice Bulk – Normal User 1“.
- Press START. New voices will be sent to User Voice Bank 1 now.
- After displaying „Transmit completed sucessfully“ in editor please wait for disappearing „Receive MIDI bulk“ in MOTIF-RACK ES display.
- After transmission you will still see the voice which was selected before. Only after selecting next voice you will see the new voices.

Transmitting Voices to MOTIF-RACK XS

For loading the voicebank the YAMAHA Studio Manager and the MOTIF-RACK XS Editor are needed. For the data-transmission between PC and MOTIF-RACK XS an USB MIDI connection is used, which needs a YAMAHA USB-MIDI Driver.

If you have not installed this software yet, you can download the files using this link:

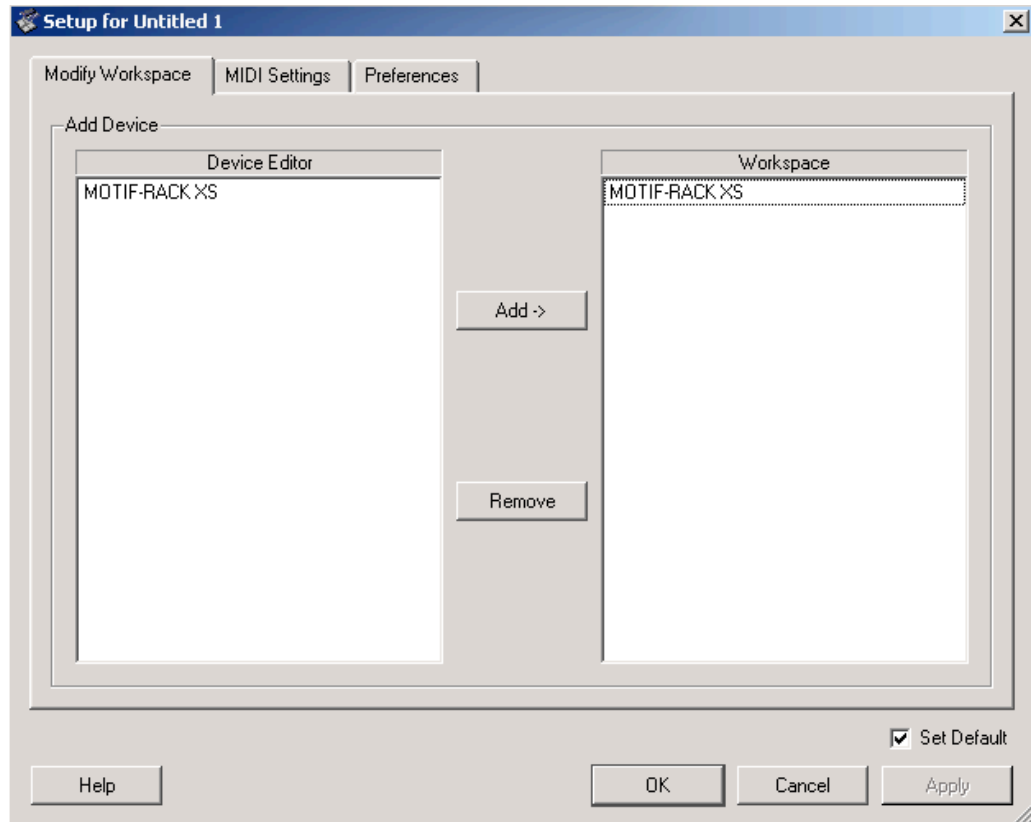
http://www.yamahasyth.com/download/motif-rack_xs.html

After successful software-installation you can use the Studio Manager as stand alone application or integrated to Cubase. The MOTIF-RACK XS Editor will be started using the Studio Manager as host-application.

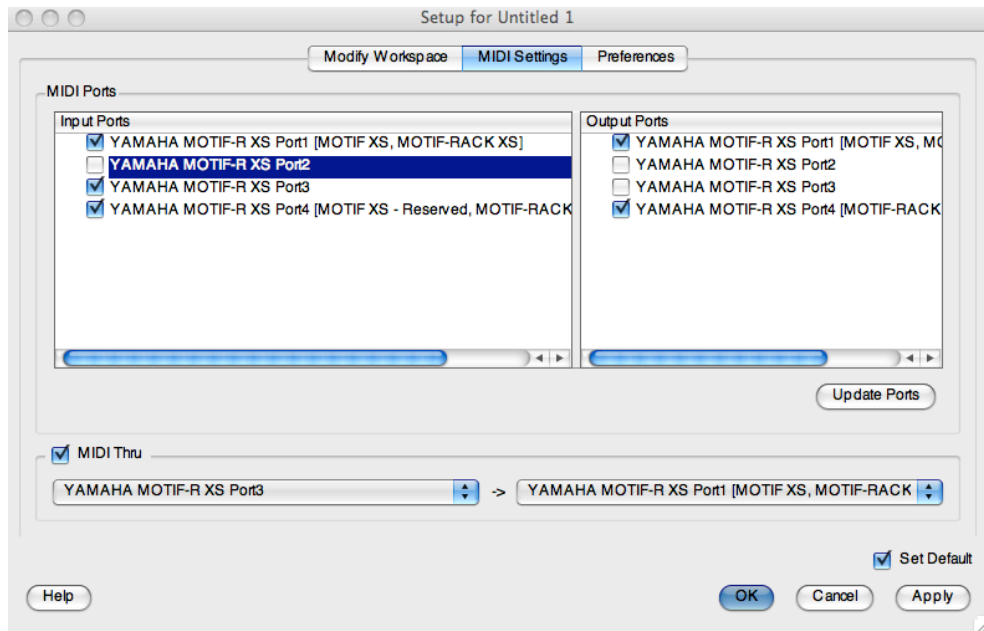
Before loading the editors the required MIDI Ports 1 + 4 of MOTIF-RACK XS must be activated. This will be done in the setup (preferences) of the Studio Managers (stand alone) or in the Cubase device-configuration.

Here you find the complete steps for transmitting voices. Some of the steps might be not needed, if you have used the Studio Manager and editor before.

- First make an USB-cable connection between your computer (PC / Mac) and the MOTIF-RACK XS (TO HOST) and switch the MOTIF-RACK XS to USB (> UTILITY – MIDI – MIDI In/Out..). This is the default setting.
- Start the Studio Manager. Open the setup and add the MOTIF-RACK XS as device (Add > Workspace).

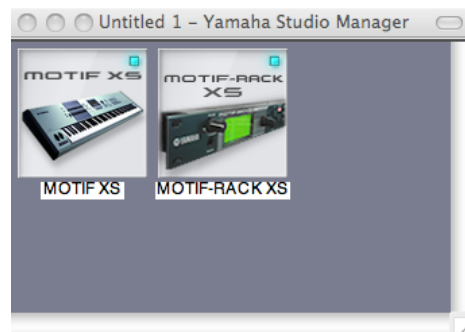


- Select the MIDI Ports 1, 3, 4 (Inputs) and 1 + 4 (Outputs) of MOTIF-RACK XS in the MIDI Settings. The Input Port 3 will be needed, if you want to control the MOTIF-RACK XS from an external keyboard connected to the MIDI IN. In this case you have to set additional MIDI Thru to YAMAHA MOTIF-R XS Port 3 -> YAMAHA MOTIF-R XS Port 1.

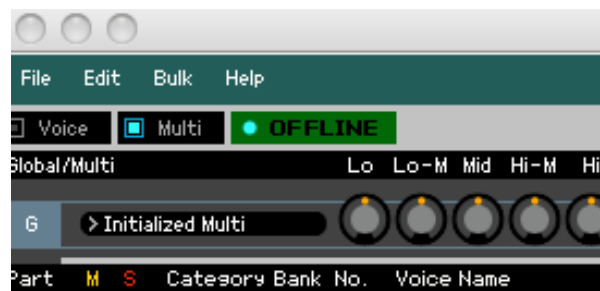


If you start the Studio Manager from Cubase, you will find the MIDI-Settings for the Studio Manager in the device configuration.

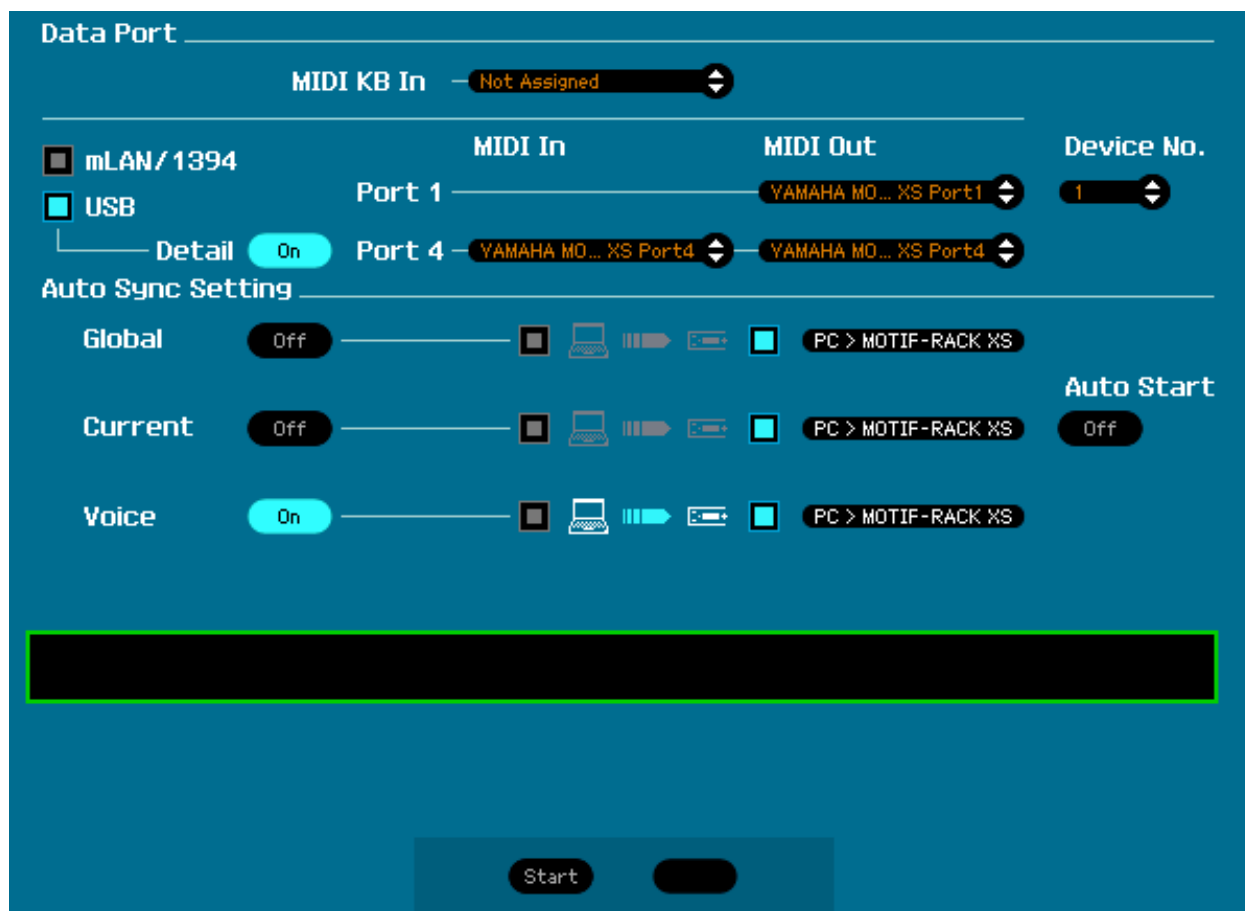
- Start the MOTIF-RACK XS editor with double-clicking to the icon.



- The editor will be loaded. But it is still switched to OFFLINE.



- Open the file “Chill Xperience.X1E”.
- The Auto Sync window will appear. Set USB – DETAIL to ON and select the ports 1 + 4. Set the Auto Sync-settings like shown in the picture (PC > MOTIF-RACK XS):



Important note:

Voices of USER voicebanks will be overwritten with confirming the sync-process with next step. Please save your own data before!

*The original user voices can be restored with **UTILITY - FACTORY SET**.*

- Click on „Start“. You will see “Synchronizing...” in the Auto sync window. The MOTIF-RACK XS will switch to VOICE-Mode automatically. The display shows „Now receiving MIDI bulk data“.

After successful transmission you can open the VOICE-Library with double-clicking to the Voice „Play4Sofa AF1&2“. Select the „Bank“ option instead of „Category“. After that you can select the new loaded voices from the directory „Normal User 1“.

Demosongs

The Demosongs „Cinnamon“, „Play4Sofa“, „SoulfulJam“ and „CouchieRider“ are identical with the MP3-Demosongs for this product at www.easysounds.de. Additional there are two more demosongs available: „Beach Cafe“ und „Funky Latin“.

All demosongs are available in this formats:

- MOTIF XS Songs
- MOTIF ES Songs
- Logic Pro 8x / Logic Express 8x Project
- Cubase AI / Cubase 4 / 5 Project

The internal MOTIF XS / ES songs are included in the all-Files. Separate loading of songs is not recommendable, because the song mixings are related to the User Voice banks.

There are no internal songs available for MO6 / MO8 and S90 ES, because the songs need sampled drum-tracks, which can't be loaded to MO or S90 ES.

But MO- and S90 ES user as well as MOTIF-RACK ES user can use the external Logic- / Cubase-versions with include audio-tracks for drumloops (see below).

The demosongs are including no „endings“ or „fade outs“, because it is easier to re-arrange the sequences without that.

The MP3-versions on the EASY SOUNDS website (see above) are including fade outs caused by audio editing.

Here you find some hints about the needed settings for playing the demosongs, which depend on the used Motif synth.

MOTIF ES / MOTIF XS Songs

As mentioned above the internal MOTIF XS / ES songs are included in the all-files and must not be loaded separately.

For using the demos with the internal sequencer there are no settings which must be done by the user.

Cubase AI / Cubase 4 Projects

The demosongs in Cubase-format can be used for MOTIF XS, MOTIF ES, S90 ES, MO6 / MO8, MOTIF-RACK XS and MOTIF-RACK ES. But there are different versions including the specific setup data for the different MOTIF synths.

The folder „Cubase_Chill“ is including 4 different versions of Cubase-projects (extension „cpr“):

- _XS = MOTIF XS
- _ES = MOTIF ES, S90 ES, MO6 / MO8
- _MRXS = MOTIF-RACK XS
- _MRES = MOTIF-RACK ES

The projects are including additional audio-tracks with drumloops in WAV-format, which are stored in the Audio-folders of the projects.

Before starting the demosongs you have to adjust following settings, which depend on the used Motif synth:

MOTIF XS / MOTIF ES / MO6 / MO8:

Please select an empty song in the Song-Mode of the MO and adjust the song-tempo, which is very important because of using the tempo-delay effects. The Cubase project and the Motif song must use the same tempo.

The Mixing-settings for the songs are available as SysEx-data, Control data and Program Changes in the first bars of the song. Starting the song they will be sent automatically to the synth.

Please don't forget to select the suitable MIDI-outputs in the Cubase-tracks.

For playing the audio-tracks (drumloops) an audio-device must be available.

MOTIF-RACK ES / MOTIF-RACK XS:

The Mixing-settings for the songs are available as SysEx-data in the first bars of the song. Starting the song they will be sent automatically to the MOTIF-RACK ES.

Please don't forget to select the suitable MIDI-outputs in the Cubase-tracks.

For playing the audio-tracks (drumloops) an audio-device must be available.

You don't have to do any setting at the MOTIF-RACK ES, because all settings are included in the sent SysEx-data, even selecting the Multi Mode and the tempo information.

The Multi number 128 will be selected, because it is normally not used.

If it is not set to „Init Multi“ you have to use the UTILITY JOB „Initialize“.

S90 ES:

Select SEQ PLAY Mode and adjust the tempo, which is very important because of using the tempo-delay effects. The Cubase project and the S90 ES must use the same tempo.

Please don't forget to select the suitable MIDI-outputs in the Cubase-tracks.

For playing the audio-tracks (drumloops) an audio-device must be available.

The first track of the demosongs are including setup data using control events + SysEx-data.

Logic Pro 8x / Logic Express 8x Projects

The demosongs in Logic-format can be used for MOTIF XS, MOTIF ES, S90 ES, MO6 / MO8 and MOTIF-RACK XS and MOTIF-RACK ES. But there are different versions including the specific setup data for the different MOTIF synths.

The folder "Logic_Chill" including 4 different versions of Cubase-projects (extension „cpr“):

- _XS = MOTIF XS
- _ES = MOTIF ES, S90 ES, MO6 / MO8
- _MRXS = MOTIF-RACK XS
- _MRES = MOTIF-RACK ES

The projects are including additional audio-tracks with drumloops in WAV-format, which are stored in the Audio-folders of the projects.

Before starting the demosongs you have to do following settings, which depend on the used Motif synth:

MOTIF XS / MOTIF ES / MO6 / MO8:

Please select an empty song in the Song-Mode of the MO and adjust the song-tempo, which is very important because of using the tempo-delay effects. The Cubase project and the Motif song must use the same tempo.

The Mixing-settings for the songs are available as SysEx-data, Control data and Program Changes in the first bars of the song. Starting the song they will be sent automatically to the synth.

Please don't forget to select the suitable MIDI-outputs in the Cubase-tracks.

For playing the audio-tracks (drumloops) an audio-device must be available.

MOTIF-RACK ES / MOTIF-RACK XS:

The Mixing-settings for the songs are available as SysEx-data in the first bars of the song. Starting the song they will be sent automatically to the MOTIF-RACK ES.

Please don't forget to select the suitable MIDI-outputs in the Cubase-tracks.

For playing the audio-tracks (drumloops) an audio-device must be available.

You don't have to do any setting at the MOTIF-RACK ES, because all settings are included in the sent SysEx-data, even selecting the Multi Mode and the tempo information.

The Multi number 128 will be selected, because it is normally not used.

If it is not set to „Init Multi“ you have to use the UTILITY JOB „Initialize“.

S90 ES:

Select SEQ PLAY Mode and adjust the tempo, which is very important because of using the tempo-delay effects. The Cubase project and the S90 ES must use the same tempo.

Please don't forget to select the suitable MIDI-outputs in the Cubase-tracks.

For playing the audio-tracks (drumloops) an audio-device must be available.

The first track of the demosongs are including setup data using control events + SysEx-data.

Drumloops (WAV) and Drum-Arpeggios (MOTIF ES / MOTIF XS)

This product is including 92 Drumloops, useable for Chill Out, Lounge, Ambient and Popmusik. In case of the MOTIF ES and MOTIF XS versions the loops are included in the All-Files as Loopkits (Voices USER2, 01 – 05), controlled with user arpeggios.

Alternately the drumloops can be imported as WAV-files to external sequencer.

This is important especially for S90 ES, MO and die Rack-versions because of missing Sample-RAM.

Here are the steps for loading drumloops to Cubase or Logic.

Importing WAV-Loops to Cubase

- Start Cubase.
- Drag files of folder “ChillDrumloops_WAV” to the Pool (Audio) or directly to Audio-tracks of your actual project. If you use Cubase 4 / 5, files can be selected and pre-listened also directly from the Media Bay.

Importing Apple loops (AIFF) to Logic

- Start Logic Pro 8 / Logic Express 8.
- Drag files of folder “ChillDrumloops_WAV” directly to the Audio-tracks of your actual project or to Media/Bin.

Transmitting Multis to MOTIF-RACK XS

Beside 128 voices the soundset includes 24 Multis, which are corresponding to the Performances of the MOTIF XS version of „Chill Xperience“.

The transmission of the multis to the MOTIF-RACK XS will be done with the editor. Please note that it is only possible to transmit single multis with the editor.

Open a file of the folder MOTIF-RACK XS / Chill_Multis.

Then select type „Current“ (Auto Sync Setting), which allows transmitting single multis. Press „Start“ for sending the data to the edit buffer of MOTIF-RACK XS.

You can store the received multis, which are mainly using the new voices of „Chill Xperience“ (USER 1).

Please note that the Multis are missing the drum part of the MOTIF XS Performances, because the MOTIF-RACK XS has no Sample-RAM.

MOTIF „Chill Xperience“ – User Voices (USER1)

No.	Voice Name	Cat
1	Play4Sofa	Co
2	CitrusJoy	Co
3	Cinnamon	Co
4	SeaLine MW	Co
5	4Angels	Co
6	DX7 Rider	Co
7	Reversal	Co
8	PlasmaAir	Co
9	Volcan	Me
10	HitDroneMW	Me
11	Sunbeam	Me
12	PercuZZion	Me
13	Abstrait	Se
14	Morph-Bay	Se
15	Lounge2202	Se
16	Fall2Bed	Se
17	BeachCafe	Gt
18	CitrusJam	Gt
19	Ibiza Harp	Gt
20	CoolWah	Gt
21	Tacky PWM	Ld
22	Pacific	Ld
23	MW-Growl	Ld
24	Smoothlead	Ld
25	SofaPhazer	Pd
26	VP Dark	Pd
27	Tonewheels	Pd
28	TrancChill	Pd
29	LemonDrop	Cp
30	Island	Cp
31	MalleFun:)	Cp
32	VibeMe_MW	Cp
33	AmbientPf	Ap
34	C-Prelude	Ap
35	SwimmerPf	Ap
36	WaberMW	Ap
37	PianoBazar	Ap
38	Mo'sRebeat	Kb
39	ChillWurli	Kb
40	EasyBedMW	Kb
41	RingIt!	Kb
42	SpecialMix	Kb
43	WahMedia	Kb

No.	Voice Name	Cat
44	Strangers	Kb
45	Hakan'sWay	Or
46	Organum	Or
47	LoungeGuit	Gt
48	IbizaJazz	Gt
49	StonedWah	Gt
50	HarmoLead	Gt
51	RelaxPluck	Gt
52	BensonMW	Gt
53	FX-Harp	Gt
54	GuitarFX	Gt
55	DeepIndia	Gt
56	Ankara	Gt
57	DeepFred	Ba
58	LeadWood	Ba
59	LayrFunkMW	Ba
60	Dark Edge	Ba
61	The Klick	Ba
62	UrbanPhunk	Ba
63	BigFMRetro	Ba
64	AcidSunMW	Ba
65	SoftTrb	Br
66	ChillTrmpt	Br
67	StrBrSwell	Br
68	WindyEns	Br
69	AirySopran	Rp
70	Harmonica	Rp
71	SaxyRoll	Rp
72	CreamySync	Ld
73	JustSweet	Ld
74	Dark Glide	Ld
75	TouchyPipe	Ld
76	BlueOcean	Pd
77	VPEnsemble	Pd
78	Organz	Pd
79	Soft Glide	Pd
80	Mystic Vox	Pd
81	Atmo 5th	Pd
82	Holiday	Pd
83	Chilln1991	Me
84	Voltaire	Me
85	Sonarium	Me
86	BuddhaMW	Me

No.	Voice Name	Cat
87	Your Five	Sc
88	Silence	Sc
89	MixinSweet	Sc
90	AiryMutes	Sc
91	VeloTicker	Sc
92	SmoothRun	Co
93	ChillHackr	Co
94	MoonFlight	Co
95	InTheAir	Co
96	WavnBassMW	Co
97	4PartSeq	Co
98	Cocktail	Co
99	Dubai	Co
100	Waters	Co
101	AroundEP	Co
102	LoungeWalk	Co
103	Serious	Co
104	Fx-Up	Co
105	DreamTrp	Co
106	1FngAction	Co
107	SofaTravel	Co
108	VoxdelMar	Co
109	TimbaleMW	Co
110	RideR SQ	Co
111	TribalMW	Co
112	Obie'sIdea	Co
113	KalidelMar	Co
114	DangerZone	Co
115	Wait&Chill	Co
116	HypnoseMW	Co
117	FXGlider	Co
118	Sophie	Co
119	Peppery	Co
120	SteelCream	Co
121	DeepKick	Se
122	NoizeChoir	Se
123	Iron Birch	Se
124	AmbiNoise	Se
125	MakeHappy	Se
126	RiverZ	Se
127	SmallTalk	Se
128	NASAgain	Se

MOTIF XS / MOTIF ES „Chill Xperience“ – User Voices (USER1)

Drum-Loopkits

No.	Voice Name	Cat
1	Loopkit 64 (64 BPM)	Co
2	Loopkit 70 (70 BPM)	Co
3	Loopkit 78 (78 BPM)	Co
4	Loopkit 80 (80 BPM)	Co
5	Loopkit 90 (90 BPM)	Co

MOTIF XS „Chill Xperience“ – Performances

1	Citrus & Cinnamon
2	Angels in the Sun
3	Chillanimateur
4	Orange Guitar
5	Chilly Funk
6	Intermezzo
7	Blue Light
8	Cloudy Keys
9	Heavens Wah
10	Whispering Stars
11	Play 4 U
12	Beach Trumpet
13	Dreamy Lounge
14	Black Message
15	Fertilization
16	Technological
17	Hypnotic Keys
18	Eighties Dreamer
19	Latin Chill
20	Chilly Wah
21	Live Chill
22	Berlin Sync
23	MagnetiXS
24	Freaky Sunday

MOTIF XS „Chill Xperience“ – Demosongs (MOTIF XS / ES, Cubase, Logic)

1	Cinnamon
2	Play 4 Sofa
3	Couchie Rider
4	Beach Cafe
5	Soulfu IJam
6	Funky Latin

MOTIF „Chill Xperience“ – WAV-Drumloops + Drum-Arpeggios (1)

WAV-File	Note	Bars	Arp No	Arp Name
064_AnaChill_14_4196.wav	C1	4	1	64Ana1
064_AnaChill_14_4197.wav	C#1	4	2	64Ana2
064_AnaChill_14_4199.wav	D1	4	3	64Ana3
064_ElecChill_24_4196.wav	D#1	4	4	64Elec
064_Soulful2A.wav	E1	4	5	64Soul1
064_Soulful2B.wav	F1	4	6	64Soul2
064_SoulfulA.wav	F#1	4	7	64Soul3
064_SoulfulB.wav	G1	4	8	64Soul4
070_AnaChill_22_100.wav	C1	4	9	70Ana1
070_AnaChill_22_120.wav	C#1	4	10	70Ana2
070_AnaChill_22_Fx.wav	D1	4	11	70Ana3
070_AnaChill_22_Voc.wav	D#1	4	12	70Ana4
070_Belltree.wav	E1	1	13	70Belltr
070_BomberPerc Rev.wav	F1	4	14	70Pc1Rv
070_BomberPerc.wav	F#1	2	15	70Pc1
070_ElecChill_29_4200.wav	G1	4	16	70Elec1
070_ElecChill_Fx1.wav	G#1	4	17	70Elec2
070_FunkyLatin.wav	A1	4	18	70Funky
070_LatinPerc.wav	A#1	4	19	70Latin
070_LiveChill10_051.wav	B1	4	20	70Live1
070_LiveChill10_095.wav	C2	4	21	70Live2
070_LiveChill10_100.wav	C#2	4	22	70Live3
070_LiveChill11_4954.wav	D2	4	23	70Live4
070_LiveChill11_4955.wav	D#2	4	24	70Live5
070_LiveChill11_4960.wav	E2	4	25	70Live6
070_LiveChill_H1.wav	F2	4	26	70Live7
070_LiveChill_H2 Rev.wav	F#2	4	27	70Live8
070_LiveChill_H2.wav	G2	4	28	70Live9
070_LiveChill_H3.wav	G#2	4	29	70Live10
070_LiveChill_H4.wav	A2	4	30	70Live11
070_LiveChill_M1.wav	A#2	4	31	70Live12
070_LiveChill_M2.wav	B2	4	32	70Live13
070_LiveChill_M3.wav	C3	4	33	70Live14
070_LiveChill_M4.wav	C#3	4	34	70Live15
070_LiveChill_M5.wav	D3	4	35	70Live16
070_LiveChill_M6.wav	D#3	4	36	70Live17
070_LiveChill_M7.wav	E3	4	37	70Live18
070_LiveChill_M8.wav	F3	4	38	70Live19
070_MerenguePerc.wav	F#3	1	39	70Pc2
070_MerengueRev.wav	G3	4	40	70Pc2Rv
070_SambaPerc.wav	G#3	4	41	70Samba
070_WestChill_F1.wav	A3	1	42	70West1
070_WestChill_F1_Fx.wav	A#3	1	43	70West2
070_Westchill_F1Rev.wav	B3	4	44	70West3
070_WestChill_F2.wav	C4	1	45	70West4

MOTIF „Chill Xperience“ – WAV-Drumloops + Drum-Arpeggios (2)

WAV-File	Note	Bars	Arp No	Arp Name
070_WestChill_F3.wav	C#4	1	46	70West5
070_WestChill_F3_Fx.wav	D4	1	47	70West6
070_Westchill_F3Rev.wav	D#4	4	48	70West7
070_WestChill_F4.wav	E4	1	49	70West8
070_WestChill_M1.wav	F4	4	50	70West9
070_WestChill_M1_Fx.wav	F#4	2	51	70West10
070_Westchill_M1Rev.wav	G4	4	52	70West11
070_WestChill_M2.wav	G#4	4	53	70West12
078_FunkChill_F1.wav	C1	1	54	78Funk1
078_FunkChill_F2.wav	C#1	1	55	78Funk2
078_FunkChill_F3.wav	D1	1	56	78Funk3
078_FunkChill_F4.wav	D#1	1	57	78Funk4
078_FunkChillA.wav	E1	2	58	78Funk5
078_FunkChillA_Fx.wav	F1	2	59	78Funk6
078_FunkChillB.wav	F#1	2	60	78Funk7
078_FunkChillB_Fx.wav	G1	2	61	78Funk8
078_FunkChillB_Voc.wav	G#1	2	62	78Funk9
078_FunkChillC.wav	A1	2	63	78Funk10
080_AnaChill_13_4509.wav	C1	4	64	80Ana1
080_AnaChill_13_4581.wav	C#1	2	65	80Ana2
080_AnaChill_13_4666.wav	D1	2	66	80Ana3
080_AnaChill_13_Fx.wav	D#1	4	67	80Ana4
080_AnaChill_13_Voc.wav	E1	4	68	80Ana5
080_AnaChill_14_4785.wav	F1	2	69	80Ana6
080_ElecChill_16_4968.wav	F#1	4	70	80Elec1
080_ElecChill_16_4973.wav	G1	4	71	80Elec2
080_ElecChill_16_4978.wav	G#1	4	72	80Elec3
090_AfroCuban_Rev.wav	C1	4	73	90Afro1
090_AfroCubanPerc.wav	C#1	1	74	90Afro2
090_AnaChill13_Rev.wav	D1	2	75	90Ana1
090_AnaChill_13_4581S.wav	D#1	2	76	90Ana2
090_AnaChill_22_095.wav	E1	4	77	90Ana3
090_AnaChill_22_100.wav	F1	4	78	90Ana4
090_BomberPerc.wav	F#1	2	79	90Pc1
090_Couchie Crash.wav	G1	4	80	90Couch1
090_Couchie HH.wav	G#1	4	81	90Couch2
090_Couchie Intro.wav	A1	2	82	90Couch3
090_Couchie Main.wav	A#1	2	83	90Couch4
090_LatinPerc_Rev.wav	B1	4	84	90Latin1
090_LatinPercA.wav	C2	4	85	90Latin2
090_LatinPercB.wav	C#2	4	86	90Latin3
090_LatinPercC.wav	D2	4	87	90Latin4
090_Merengue Perc.wav	D#2	1	88	90Pc2
090_Popchill_28_4115.wav	E2	4	89	90Pop1
090_Popchill_28_4116.wav	F2	4	90	90Pop2
090_Popchill_28_Fx.wav	F#2	4	91	90Pop3
090_Samba Perc.wav	G2	4	92	90Samba

Sounds for MOTIF XS, MOTIF ES, MOTIF-RACK XS/ES, S90 ES, MO

„Stage & Studio“

MOTIF XS/ES, MOTIF-RACK XS/ES, S90 ES, MO

128 Voices. The ultimate Top 40 and Live-Set!

Die "Stage & Studio" is a collection of the most crucial instrument sounds you need for both stage and studio work - both regular instruments and classic synth sounds. Tested by musicians live, and in a range of studio applications.

„Dance Xpanded“

MOTIF XS/ES, MOTIF-RACK XS/ES, S90 ES, MO

128 Voices, 64 WAV-Drumloops, 100 MIDI-Loops, 64 MB Samples + 100 User Arpeggios (MOTIF ES)

Ultimate soundset for Dance, Trance, Electronic, Chill and Pop including new voices, MIDI-loops, arpeggios + drumloops. Main focus are Atmospheres, Pads, Synthleads, Synthbasses, Chordsynths, Gated Pads and Sequencer/Arpeggiosounds.

„Synth Xtreme“

MOTIF XS/ES, MOTIF-RACK XS/ES, S90 ES, MO

128 Voices + 124 MB Synth Waveforms (MOTIF XS/ES)

Offers a wide range of fat, analog synth sounds in highest quality, which are very useful for Trance, Electronic, Techno and many kinds of other trendy Pop Music. Main focus of the voices are trendy Synthleads, Synthbasses, Chordsynths, Pads and Sequencer- and Arpeggio sounds.

„Hypnotic Stepz“

MOTIF XS/ES, MOTIF-RACK XS/ES, S90 ES, MO

128 Voices + 120 MB Waveforms (MOTIF XS/ES) + 163 Drumkits (WAV / AIFF) + Step Sequencer Emulation (Cubase / Logic)

„Hypnotic Stepz“ combines synthsounds, drumsounds, sequences and electronic drumgrooves. The voices are including typical analog step-sequencer-sounds, synthbass-sounds, dance-sounds and percussive synths. The sounds are very powerful and punchy.

„Vocoder Dreamz“ for MOTIF XS

128 Voices + 64 Performances + 96 MB Samples

„Vocoder Dreamz“ offers an impressive combination of vocoder voices, vocal phrase kits and drumloop-kits. The performances also include synth voices from the presets for building sound combinations full of inspirations and atmosphere. The vocal phrases and drumloops are triggered from user arpeggios.

Synth Universe – Vol. 1 = „Magical Pads“

MOTIF XS/ES, MOTIF-RACK XS/ES, S90 ES, MO

128 Voices, 64 MB Synth Waveforms (MOTIF XS / ES)

Provides warm, analog and atmospheric synthsounds, sweeps, swells, synthbrass, and Atmo/FX-sounds.

Synth Universe – Vol. 2 = „Mystic Spheres“

MOTIF XS/ES, MOTIF-RACK XS/ES, S90 ES, MO

128 Voices + 60 MB Synth Waveforms (MOTIF XS/ES)

Atmospherics, motion pads, Fx-sounds and soundeffects, spacious synthleads, trance-sounds, vocal pads and analog vintage sounds. The set is predestined for all kinds of Electronic Music, Trance, Ambient, Chill Out, and Soundtracks.

„Organ Session“

MOTIF XS/ES, MOTIF-RACK XS/ES, S90 ES, MO

128 Voices + 120 MB Samples (MOTIF XS/ES)

Emulates the sound of a B3 in the MOTIF. Wonderful punchy and smacky Hammond Sounds with consisely key click and adjustable percussion, rockorgans with distortion, traditional entertainer organs, classic drawbar-registrations and cool jazz-organs.

„Drum Performer“

MOTIF XS + MOTIF ES

32 Drumkits, 128 User Arpeggios, 128 Voices + 120 MB Samples (MOTIF XS/ES), Performances

„Drum Performer“ offers new „Real Drums“ – produced in several sampling sessions. The drumsounds are sounding dry, fat and with much pressure. Because of special recording procedures there is a very big variety of drumsounds.

Price (for each soundset):

= 32,- EUR / 45,00 US \$ (Download / CD-ROM)



EASY SOUNDS – Peter Krischker
Am Langberg 97 A
D-21033 Hamburg
Telefon: 040 - 738 62 23

vertrieb@easysounds.de

<http://www.easysounds.de>

Enjoy with “CHILL XPERIENCE“!



Sounds and Samples for Synthesizer and Sampler

Peter Krischker

**Am Langberg 97a
D-21033 Hamburg
Germany
Telefon +49 (0) 40 738 62 23**

**vertrieb@easysounds.de
<http://www.easysounds.de/>**